




Rev 6 - Aug 2014

DUAL SIGNATURE TRANSPORT POWER BASE USERS MANUAL

INPUTS:	100 - 120 VAC or 200 - 240 VAC SWITCHABLE
TRANSPORT OUTPUT:	12 VDC @ 5 A 12 VDC @ 5 A
CONTROL FEATURES:	12 V REMOTE POWER ON/OFF OPTIONAL FRONT PANEL REMOTE CONTROL AND BUTTON

**WARNING: PLUG THE DIN CABLE IN FIRMLY
TO GET A GOOD CONNECTION!**



Dual Signature Transport Power Base with 8 transformers.

TRANSPORT POWER SUPPLIES

This Power Base provides regulated, clean DC power to MSB transports only. There are two identical outputs that are completely isolated from each other.

This product is ideal for the MSB UMT which can accommodate two independent power supplies for superior audio and video isolation.

This product can also be used to power two MSB transports.

VOLTAGE CONVERSION AND CHANGING FUSES

The Power Base detects the input voltage and switches for 120 V or 240 V operation.

Two fuses are provided:

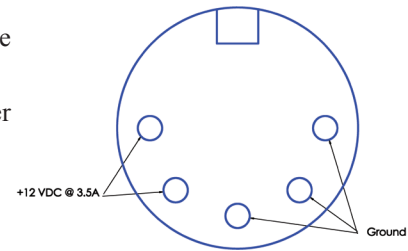
- * 5A 250V - 5 mm x 20 mm miniature fuse is the main fuse.
- * 100mA 250V - 5 mm x 20 mm miniature fuse is for the standby supply.

These fuses are to protect the product in the case of internal failure. These fuses should not blow during unusual power surges or disturbances. To check the fuses, remove the cover and examine.

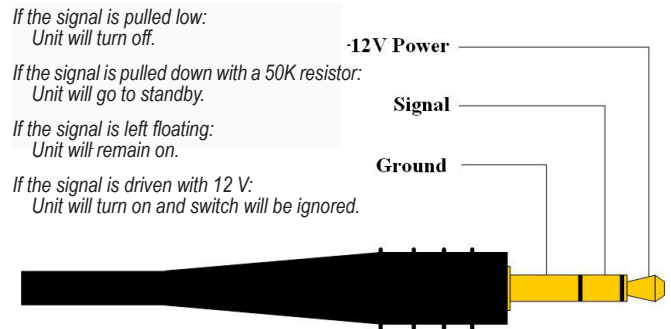
12 VOLT REMOTE TRIGGER

This power supply is equipped with a remote trigger for use with other MSB products. The trigger uses a headphone jack. When any MSB product is turned off, the other products connected will also turn off and vice-versa. The connector is wired as shown. If you connect "signal" to "ground", all MSB products will turn off. If you connect "signal" to "12 V", all MSB products will turn on.

View looking at connector on back panel. Not the end of the cable



5 pin DIN 12 V Transport Supply



12 Volt Remote Trigger wiring.

To the MSB Power Base

POWER INDICATOR

The switch on the back of the unit turns the output power on and off. The switch will show green when powered on, and red when off. If the remote trigger is used to turn on or off the unit, the switch may be in the wrong position but the color will indicate it is being controlled by another source as shown in the table.

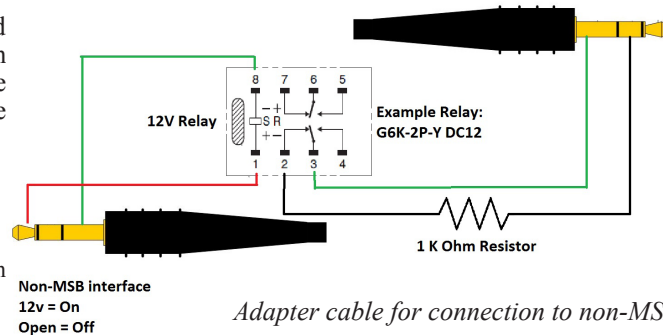
TROUBLESHOOTING

Switch is Amber - unplug remote trigger and test.

MSB product not on but switch green - Check cable. Plugged in all the way?

WARRANTY

All MSB products carry a one year warranty in the country of origin. No returns accepted without an RMA. Upon receipt, MSB will repair or replace any defective product. All product shipped FOB Watsonville. Shipping and shipping damage is the responsibility of the consignee.



Adapter cable for connection to non-MSB Products

Power Supply LED Color Table

Green: The unit is on and operating

Amber: The switch for the unit is on, but the 12V trigger has turned it off, OR, the switch for the unit is on, but the protection has shut it off because of overheating or over voltage.

Red: The switch is in the Off position.

Off: The switch for the unit is off but the 12 V trigger has turned the unit on, overriding the switch, OR, there is no power due to a blown fuse or no power connection.

Note: Push connector firmly in with a 2 step process.

Primary 5 pin DIN Digital Supply for UMT plus

Optional second 5 pin DIN 12 V Transport Supply for better isolation.

